



MAGI PROJECT

PLAYBOOK

WELCOME

to the Healing Hands International family and the MAGI Coordinator's playbook! This is a step-by-step guide to define MAGI and help you feel comfortable supporting this program in such an essential way.

Here's what to expect in this playbook:

Section 1: Healing Hands International (pp. 3-4)

- Who We Are: Mission, Vision, Core Values

Section 2: MAGI (pp. 5-10)

- What We Do
- History
- Why We Do What We Do
- Two MAGI Methods
- MAGI Today: World Map & Statistics

Section 3: MAGI Coordinators (pp. 11-21)

- Your Role
- Map of States Participating in MAGI
- Game Plan: A Step-by-Step Guide
 - Drop-Off Points
 - International Shipping

Section 4: Wrapping It Up (p. 22)

- Appreciation
- Contact Information



**Let's
get
started.**

Who We Are...



HEALING HANDS INTERNATIONAL

Our **mission** is to aid, equip, and empower those in need around the world in the name of Jesus Christ so they might experience God's healing grace.

Our **vision** is a world that is full of hope where physical needs are met and hearts are surrendered to Jesus Christ.

We fulfill this mission through these programs:



Clean Water



Hunger to Harvest



MAGI Project



Women of Hope



Disaster Response

CORE VALUES

CHRIST-CENTERED

Jesus Christ is Lord of our lives, and the ministry of Healing Hands International belongs to Him. Our love for Him compels us to love others and honor Him in what we do.

Colossians 3:17

INTEGRITY

At Healing Hands International, we treat our donors, volunteers, staff, and partners at home and abroad with honesty and transparency, never compromising the truth.

2 Corinthians 8:21

COLLABORATION

With a spirit of love and unity, we work with our constituents to determine how best to meet the physical and spiritual needs of those we serve.

Romans 15:5-6

EXCELLENCE

We strive for excellence as measured by how well our actions and decisions conform to the most excellent example ever set: the life and teaching of Jesus Christ.

Micah 6:8



MAGI PROJECT

What We Do:

MAGI boxes and bags are gifts of basic necessities, hygiene products, toys, and clothing, wrapped in the love of Jesus Christ, the greatest gift ever given to mankind.

History:

*MAGI has been part of Healing Hands International since 1999. It was founded in response to a humanitarian crisis in Romania, when Imogene McNulty, a volunteer, spearheaded an effort to send gift boxes to bless the Romanian children and their families. Over the past 25 years, **hundreds of thousands of MAGI boxes** have been delivered around the world.*

Early MAGI Trip, 2008



Why We Do What We Do

“After they had heard the king, they went on their way, and the star they had seen when it rose went ahead of them until it stopped over the place where the child was. When they saw the star, they were overjoyed. On coming to the house, they saw the child with his mother Mary, and they bowed down and worshiped him.

Then they opened their treasures and presented him with gifts of gold, frankincense and myrrh” (Matthew 2:9-11).

The story of Jesus’ birth inspired the beginning of the MAGI program. Scripture speaks of the Magi who journeyed a great distance to bring gifts to the Savior. The book of Matthew mentions that they followed a star in the East all the way to Bethlehem, bringing gifts of gold, frankincense, and myrrh. We don’t have many details about the Magi – where exactly they came from or what they represented – but they came bearing gifts for the child who was, indeed, Christ. It is our prayer that MAGI boxes are received in the same spirit of hope and awe. Children deserve to know that they are loved and that their birth matters in God’s great plan. It is the MAGI program’s goal to be sure we are **Making A Godly Impact** for the youth of this world.



Two MAGI Methods



Traditional MAGI Boxes are usually provided by churches, schools, individuals, and businesses. The entire experience offers any organization an opportunity for community, fellowship, and service. MAGI boxes are packed and delivered to our headquarters in Nashville, Tennessee, and from there, they are shipped to various communities and villages worldwide. Volunteers, international staff, and partners personally receive the boxes and are empowered to handle the organization and distribution components within their countries to ultimately place the boxes in the hands of children.

Order boxes by scanning here:



Sponsor A Box is MAGI's other approach. Eliminating the major costs of shipping, importing, and exporting, Sponsor A Box allows the MAGI program to work with trusted partners in countries where Healing Hands International has established relationships. By collecting and transferring funds to a trusted international partner, volunteers and staff are empowered to make local purchases and assemble the bags on site. This method fuels the economy and builds relationships while accomplishing MAGI's constant goal.

Support Sponsor A Box by scanning here:



THE MAGI

The Caribbean

Haiti
Dominican Republic

Central America

Honduras

South America

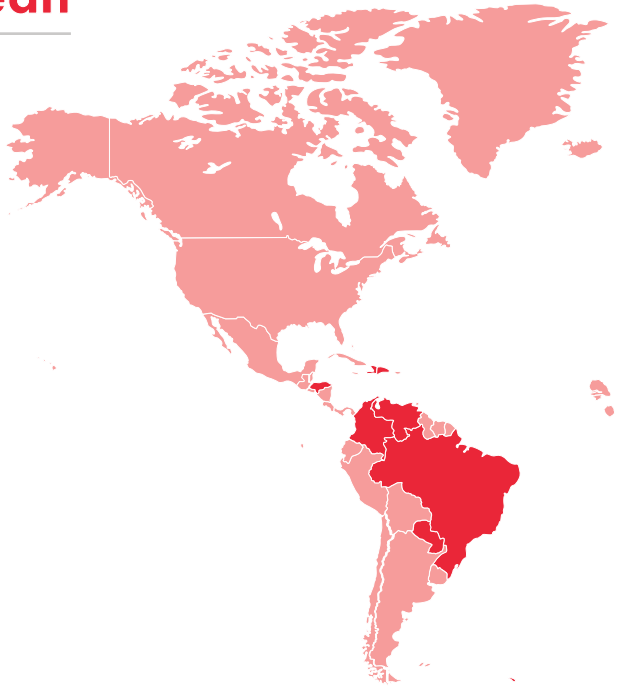
Venezuela
Brazil
Paraguay
Colombia

Africa

Zambia
Ghana
Kenya
Malawi
Nigeria
Tanzania
Uganda
Zimbabwe

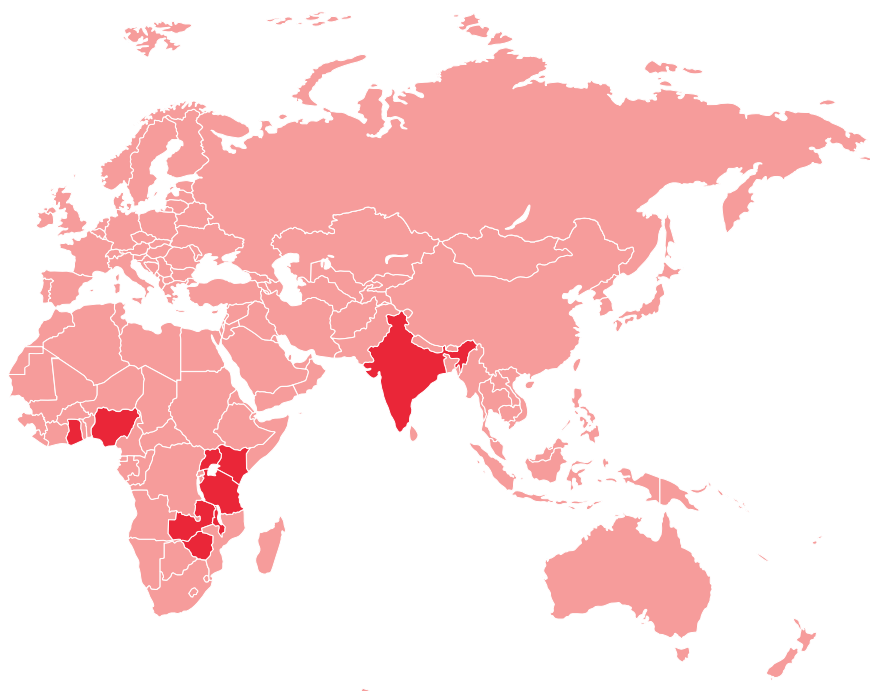
Asia

India



In 2023, with the help of over 200 churches, schools, and organizations across the country, we shipped over **30,000 MAGI boxes** into 7 countries.

WORLD MAP



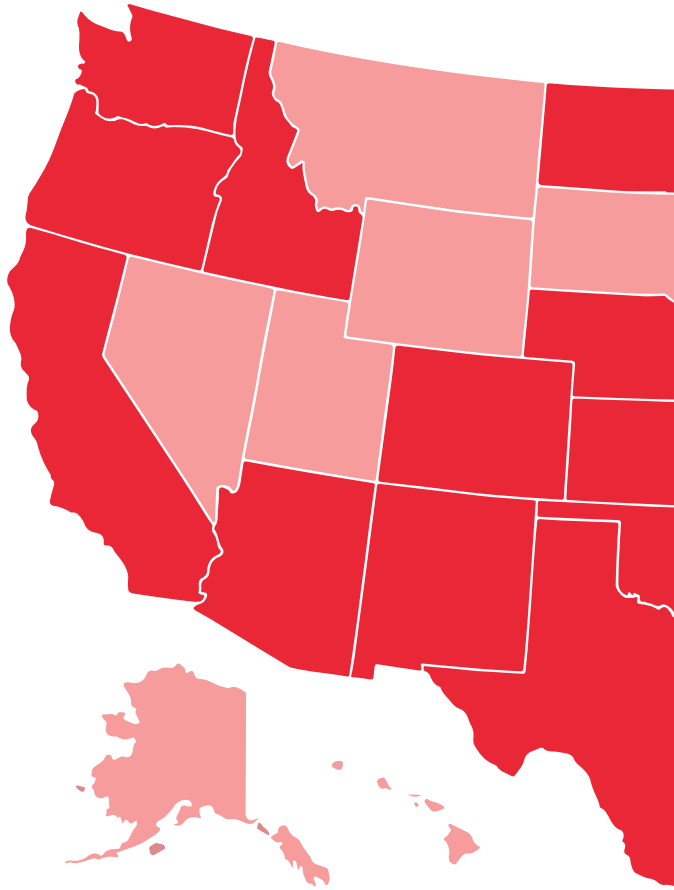
■ Indicates where MAGI is actively making impact

In 2023, with the help of international staff and partners, our Sponsor A Box initiative provided **MAGI bags for 3,500 children** in 12 countries.

YOUR ROLE AS

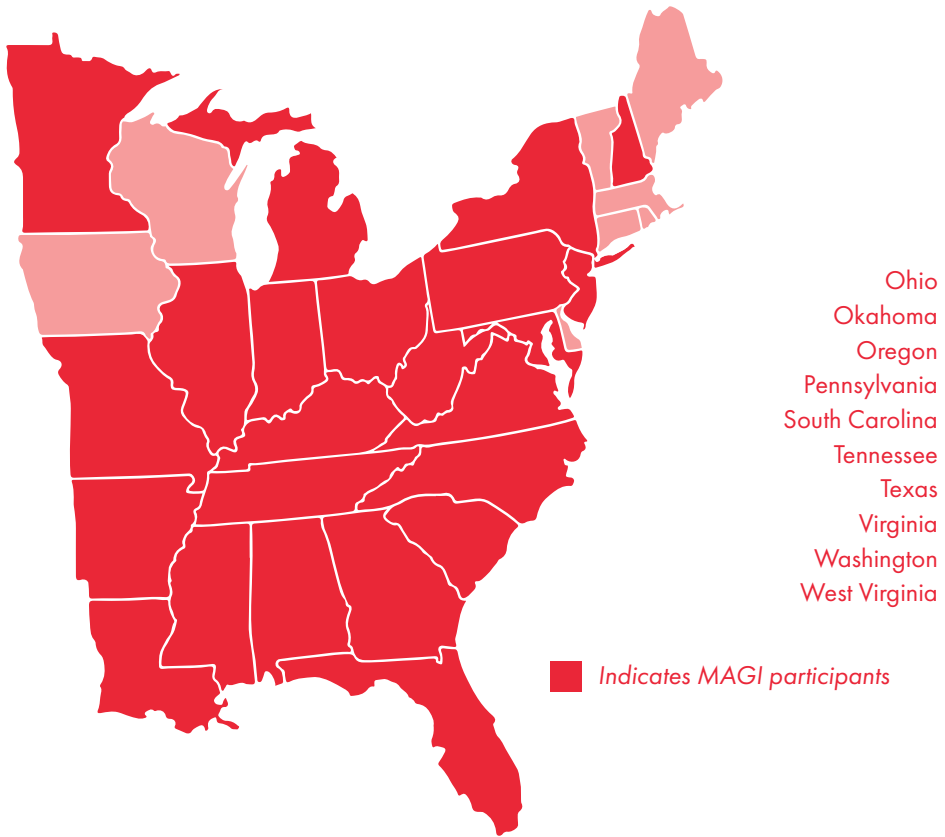
As the primary point of contact between HHI and the participating organization, **MAGI Coordinators are the heartbeat of the MAGI program.** Some of our MAGI Coordinators have been with us for 20 plus years, and in 2023, we were blessed to welcome nearly 30 first timers!

Alabama
Arizona
Arkansas
California
Colorado
Florida
Georgia
Idaho
Illinois
Indiana
Kansas
Kentucky
Louisiana
Maryland
Michigan
Minnesota
Mississippi
Missouri
Nebraska
New Hampshire
New Jersey
New Mexico
New York
North Carolina
North Dakota



MAGI COORDINATOR

MAGI Coordinators come from all kinds of professional backgrounds, including teachers, retired military personnel, church members, business owners and employees, and ambitious families and individuals. **Participating organizations** have included churches, schools, youth organizations, and a wide array of businesses.



GAME PLAN

A STEP-BY-STEP GUIDE

Because each MAGI project is different, there are many ways to plan a timeline. Please refer to our website for examples of successful timelines, and choose one that best fits your needs. Or feel free to create your own timeline!

There are blank pages at the end of this playbook for you to draft a schedule that will support your organization.

- **Step 1: Recruit a Team**
- **Step 2: Decide on a Timeframe**
- **Step 3: Determine Quantity Goals**
- **Step 4: Order Boxes**
- **Step 5: Inform, Engage, Plan**
- **Step 6: Fill the Boxes**
- **Step 7: Return Completed Boxes**
- **Step 8: Celebration and Gratitude**

Step 1: Recruit a Team

It takes a village to make MAGI happen! Put together a group of people who believe in the program – people who will be supportive and are willing to offer their time and individual talents. *Do you know people who are great shoppers? Skilled at sewing? Good with organization and packing? Someone who will commit to prayer on behalf of your project?* With room for many hands in MAGI, there is a role for everyone. MAGI offers a way for all age groups to get involved, from children to senior citizens and everyone in between. And remember, gathering a team naturally spreads the word!

Step 2: Decide on a Timeframe

Consider the best time of year for your organization to launch a MAGI project. The right season or month may be different for a school than for a church or place of business. HHI is flexible, receiving and shipping boxes all year long, so we are prepared whenever you are. The best time for your organization is the best time for HHI.

Step 3: Determine Quantity Goals

Discuss potential goals with your MAGI team, based on the size of your organization and your efforts to get the word out. Some MAGI projects produce 20 boxes, and some bring in over 2,000 boxes! HHI is grateful and happy to accept any number of boxes.

If you have boxes remaining after your MAGI project is complete, consider them to be a head start for next year!

Step 4: Order Boxes

Once you have decided on the number of MAGI boxes, you can order them through our website. Visit hhi.org/magi/order-boxes or scan here:



The boxes ship empty and flat. If possible, please order in bundles of 50. You can pick them up at our Nashville office, or we can ship them to you. The boxes are free, but if you are able to pay the postage for shipping, it would be greatly appreciated and allows more funding to go directly into MAGI. HHI will send you an invoice as soon as your boxes have been shipped via UPS.

Step 5: Inform, Engage, Plan

Inform: Decide how you want to inform your organization about MAGI. HHI can help by:

- Providing posters and packing lists.
- Providing a promotional MAGI video to inform and generate interest.
- Scheduling a time for an HHI representative to visit your organization and conduct a presentation on HHI and MAGI.

Engage: MAGI offers an opportunity to plant the seeds of inspiration so that your organization is engaged and motivated by a common goal that is worthy of the time and effort it takes to make it a success.

Plan: Using the Packing List on pages 17-18, decide the most efficient way to fill your boxes. You are welcome to be creative and find the solution that works best for your organization. Two of the most common methods are as follows:

- Collect certain items each month for one year, and plan to host a packing party at the end of that year.
- Send empty boxes and packing lists home with individuals or families, and collect the full boxes by a defined time.

Step 6: Fill the Boxes

Follow your chosen plan from Step 5, and fill your boxes! Keep in mind that there are many ways to fill MAGI boxes properly.

Refer to our Packing List and Helpful Packing Tips on the following pages! Each box is double-checked by our volunteers at the home office, so please do not add rubber bands to your boxes.

Step 7: Return Completed Boxes

Once your MAGI boxes are filled and your project is complete, please call (615) 832-2000 to coordinate your drop-off or delivery. To see the most up-to-date list of drop-off locations and relevant contact information, go to the website or scan the QR Code here:



If you conducted your MAGI project in the Nashville area, please plan to bring your boxes to our main office:

Healing Hands International
455 McNally Drive
Nashville, TN 37211
Office Hours: 8-4:30, Monday-Friday

If there is no drop-off location close to you, please let us know, and we will arrange for someone to pick up your boxes, or they will need to be shipped to our main office. Any additional shipping cost will be determined as the need arises.

Keep in mind that international shipping is \$8 per box. This price covers the box itself, the rubber bands to secure the boxes, shipping, and customs fees to clear deliveries worldwide. Sometimes, the organization pays for all of the shipping, and other times, the individuals pay for it.

Packing List

Hygiene

- Bar of Soap (sealed in container)
- Toothbrush (with holder)
- Toothpaste
- Comb or hairbrush
- Washcloth
- Band-Aids (remove from box; pack in ziplock bag)

Educational

- Pencils (with pencil sharpener)
- Crayons or colored pencils
- Erasers
- Coloring book (ages 2-7)
- Spiral notebook or composition book (ages 8+)
- Drawstring bag (that will fit in the box)
- Optional: Solar calculator, ruler, pens, pencil bag

Toys

- Stuffed animal or doll
- Toy cars / trucks / planes
- Marbles / yo-yo / small balls
- Jump rope
- Fashion / costume jewelry / earrings
- Puzzles
- Games (Spanish translation)
- Small plastic animals

Packing List

Clothing (NO USED)

- New underwear
- New t-shirt
- New shorts / skirt or dress
- New flip-flops
- New hat or sunglasses

Additional Items

- Bag of hard candy (NO chocolate or Jolly Ranchers)
- Nutrition bars (non-chocolate)
- Small jar of peanut butter (expiration date at least 1 year out)
- Reusable water bottle
- Flashlight (with batteries)
- Bandana or scarf
- Small umbrella (girls 11-13)
- Small hammer (boys 11-13)

DO NOT INCLUDE

- Real or toy weapons
- Military themed toys
- Liquid items
- Glass or other breakables
- Irish Spring soap (scent is too strong)
- Chocolate or Jolly Ranchers candy
- Used items / clothing
- Playing cards
- Glue sticks
- Bibles (already provided for ministers to distribute in bulk)

Helpful Packing Tips:

Before getting started, carefully review the *DO NOT INCLUDE* section. These items are excluded for many reasons, including customs regulations, cultural distinctions, and climate differences. Remove all packaging. Smaller pieces can be placed in a small plastic bag. Make sure the lids are completely closed without rubber bands or tape.

Hygiene Items

- Place 15 adhesive bandages in a snack-size bag.
- Place a toothbrush in a holder.
- Wrap soap in a washcloth, or place in a plastic bag or soap container.

Education

- Small composition books or one-subject spiral notebooks fit best.

Clothing

- No used clothing.
- Include 2 pairs of underwear.
- Include 1 outfit (a dress or a top-and-bottom set).

Toys and Miscellaneous

- No English books (unless specifically designated for an English-speaking country).
- Water bottles are helpful and can be filled with items like candy or pencils in order to save space.
- For a sweet treat, we suggest a mixture of hard candies (ex: small lollipops, gum, chocolate chews).

“I’m picky about what I put inside; I think about the toys and clothing items they want to receive. I’m always picturing their faces and their joy and excitement when opening a box.”

– Denise, MAGI Volunteer



Step 8: Celebration and Gratitude

It's time to appreciate the effort that your organization put into MAGI. It is no small task, and we hope that you have found the experience to be worthwhile, eye-opening, soul-nourishing, and fun!

- Take time to thank your team.
- Be proud of your organization's statistics in the MAGI program.
- Know that we are happy to have you on board.
- Trust that your fingerprints are a permanent part of an ongoing effort to bring joy to children.
- Celebrate together in any way that fits your organization, and soak in these moments, knowing that you have made a difference.
- Encourage your team to stay up to date with MAGI stories!
 - Follow along on our social media pages @healinghandsint.
 - Join our email newsletter list.
 - Check our blog: www.hhi.org/stories.
 - We will share reports throughout the year!



Appreciation

Thank you so much for your interest in MAGI!

This work is only possible because of our amazing and committed MAGI Coordinators. We hope this book has been helpful to you as you start the planning process. We are so pleased to welcome you to MAGI and into the caring, generous, and ever-growing family of Healing Hands International.

Contact Information:

Healing Hands International

Attn: MAGI

455 McNally Drive

Nashville, TN 37211

(615) 832-2000

Email: magi@hhi.org

Website: <https://www.hhi.org/magi>

Social Media: @healinghandsint

For Frequently Asked Questions and Timeline Ideas for your MAGI project, please refer to our website: [hhi.org/magi](https://www.hhi.org/magi)

Timeline

Timeline

Timeline

Timeline

Notes



HEALING HANDS
INTERNATIONAL